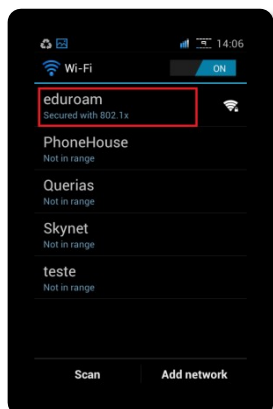
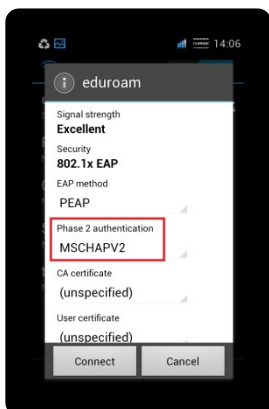


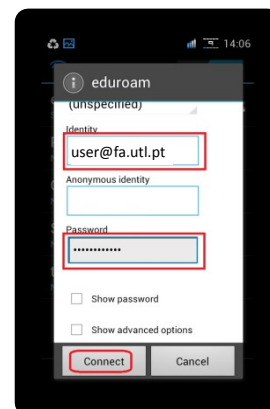
## CONFIGURAÇÃO DE ACESSO À REDE EDUROAM (Android)



1. Aceda ao menu das redes e selecione "eduroam"



2. No ecrã "eduroam" em "Phase 2 authentication"



3. No mesmo ecrã, em "Identity" colocar [numero\\_de\\_aluno@fa.utl.pt](mailto:numero_de_aluno@fa.utl.pt) e a respectiva senha de acesso.